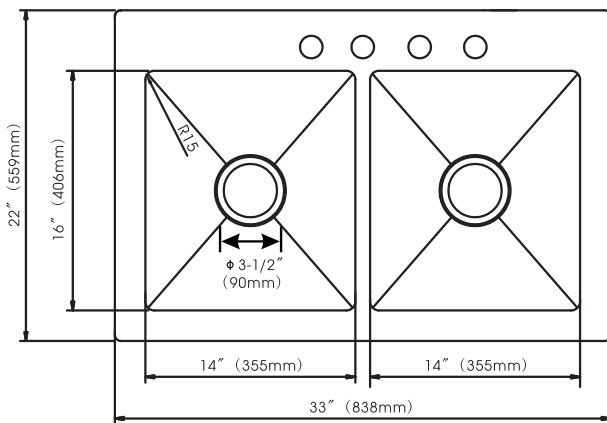

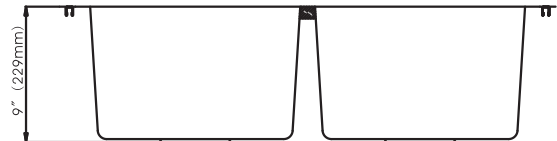


Vandermere R15 Radius Corner Dual-Mount Sink



Product Compliance:

• ASME A112.19.3-2008 / CSA B45.4-08



Model	Depth	Gauge	Hole
482-7779	9"	18G	1
482-8072	9"	18G	2
482-8073	9"	18G	3
482-8074	9"	18G	4

33" x 22" x 9" Dual-Mount 50/50 Double Bowl

FEATURES

- * Black Stainless Steel Finish
- * Premium Grade 304 Stainless Steel
- * 9" Depth, 18 Gauge
- * R15 Radius Corner for Easy Cleaning
- * Pre-Drilled 1 Hole Faucet Deck
- * 3-1/2" Drain Opening
- * Fully Coated Underneath with Heavy Duty Sound Deadening Pads
- * Includes U-Channel Clips & Fasteners for Top-Mount or Under-Mount Installation and Installation Instructions
- * Cutout Template (DXF File Available)
- * Lifetime Limited Warranty

Project / Job Name			
Architect / Engineer			
Contractor			
Model		Quantity	
Notes :			

Optional Accessories



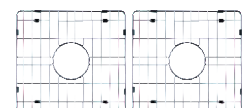
Basket Strainers



Deep Cup Basket Strainers



Soap Dispensers



Corrosion Resistant Sink Grids Included