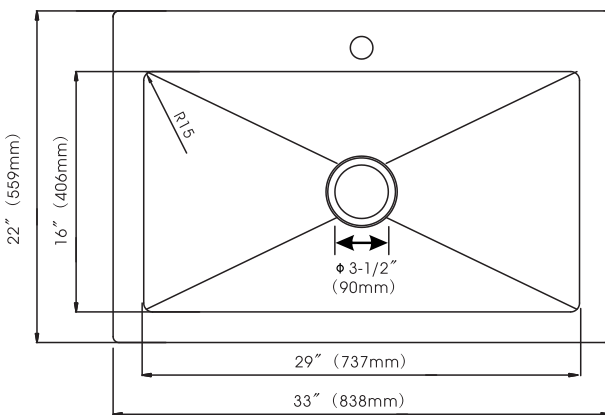




# Vandermere R15 Radius Corner Dual-Mount Sink



**Product Compliance:**

• ASME A112.19.3-2008 / CSA B45.4-08



Model	Depth	Gauge	Hole
482-8060	9"	18G	1
482-8078	9"	18G	2
482-8079	9"	18G	3
482-8080	9"	18G	4

## 33" x 22" x 9" Dual-Mount Large Single Bow

### FEATURES

- \* Black Stainless Steel Finish
- \* Premium Grade 304 Stainless Steel
- \* 9" Depth, 18 Gauge
- \* R15 Radius Corner for Easy Cleaning
- \* Pre-Drilled 1 Hole Faucet Deck
- \* 3-1/2" Drain Opening
- \* Fully Coated Underneath with Heavy Duty Sound Deadening Pad
- \* Includes U-Channel Clips & Fasteners for Top-Mount or Under-Mount Installation and Installation Instructions
- \* Cutout Template (DXF File Available)
- \* Lifetime Limited Warranty

Project / Job Name			
Architect / Engineer			
Contractor			
Model		Quantity	
Notes :			

### Optional Accessories



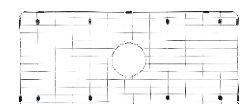
Basket Strainers



Deep Cup Basket Strainers



Soap Dispensers



Corrosion Resistant Sink Grid Included